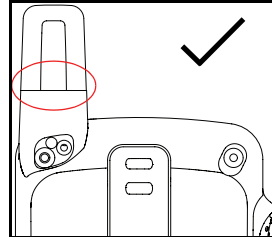
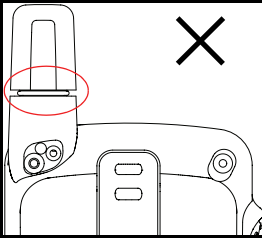
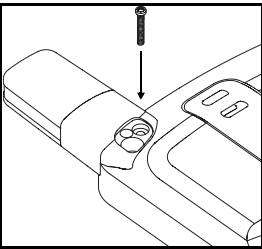


1. Attach the antenna to the radio



2. Antenna **MUST** be fully inserted before screwing in the antenna screw. Ensure there is no gap between antenna and the housing.



Caution

3. Tighten antenna screw with tightening torque as listed below:

- 0.8lbf. in or
- 0.9 N-m or
- 0.92 kgf-cm

Be sure **NOT** to over tighten the screw.

A "T4" Micro TORX Driver Bit is required to

REMOVE / INSTALL the antenna screw.

